


SPECIALTY

PINPOINT

- A proven, reliable method for locating buried duct
- The PINPOINT® 18 AWG locate wire is encased in HDPE providing a corrosion-resistant conductor
- Extremely functional at a wide range of frequencies, compatible with industry standard locating equipment
- No special tools are required to couple the duct and the PINPOINT® wire; standard coupling methods can be utilized



INSTALLATION TYPES

Direct Burial
Plow
Open-Trench
Directional Bore

SIZE RANGE

0.5"
1.0"
1.25"

STANDARD COLORS



Custom Colors Available

FEATURES

STANDARD

FOOTAGE MARKINGS Sequential foot or meter markings. Custom print streams available.

OPTIONS

INTERNAL RIBS Internal straight ribs greatly reduce friction for longer, faster pulls.

SILICORE is co-extruded with the tough HDPE jacket creating a super, slick permanent lining. SILICORE lined ducts allow for higher speed cable jetting and longer cable pulls.

PREINSTALLED TAPE Factory pre-installed Bull-Line™ Pull Tape with EVEN-LOAD™, ensures extra slack at any access point throughout the reel. Available 500lb - 6,000lb tensile strength or locatable.



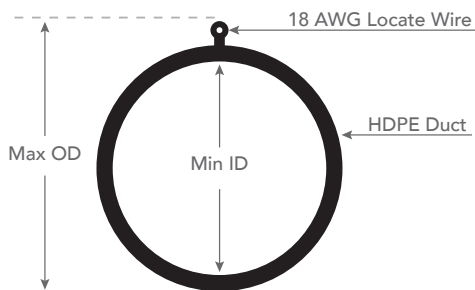

+1 800 847 7661
WWW.DURALINE.COM

TL9000



SPECIALTY

PINPOINT



PINPOINT SPECIFICATIONS

NOM SIZE (IN)	WALL TYPE	MAX OD (IN)	MIN ID (IN)	LOCATE WIRE (AWG)	WEIGHT (LB/FT)	BEND RADIUS SUP* (IN)	BEND RADIUS UNSUP* (IN)	SWPS † (LB)
0.50	SDR 11	1.08	0.644	18	0.096	9	16	497
0.50	SDR 13.5	1.08	0.672	18	0.083	8	16	365
1.00	SDR 11	1.55	1.028	18	0.211	14	26	1220
1.00	SDR 13.5	1.55	1.074	18	0.179	13	26	894
1.25	SDR 11	1.90	1.31	18	0.324	17	34	1962
1.25	SDR 13.5	1.90	1.366	18	0.275	17	34	1425
1.50	SDR 11	2.14	1.502	18	0.42	19	38	2569
1.50	SDR 13.5	2.14	1.568	18	0.354	19	38	1867
2.00	SDR 11	2.61	1.879	18	0.648	24	48	4008
2.00	SDR 13.5	2.61	1.993	18	0.54	24	48	2917

* Unsupported Bend Radius guidelines should be followed during the installation process. The Supported Bend Radius are post-installation measurements.
 † Safe working pull strength is calculated at 80% of tensile or breaking strength

RECOMMENDED ACCESSORY: PINPOINT SPLICE KIT



The PinPoint splice kit includes two splices per kit



DESCRIPTION	PART #
PinPoint Splice Kit and 2 Splices	20001526



+1 800 847 7661
 WWW.DURALINE.COM

