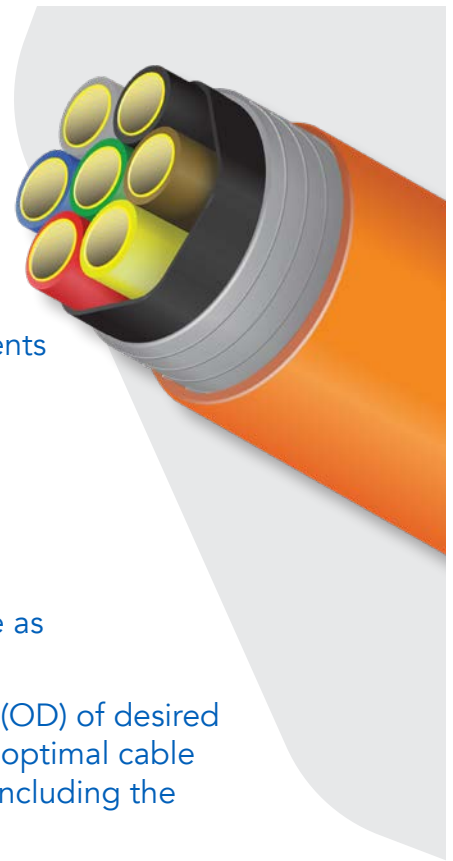


**MICROTECHNOLOGY**

# FUTUREPATH ARMORED



- MicroDucts factory-bundled in a polyethylene oversheath, encased in Zetabon steel armor for protection in harsh environments or rodent protection
- Superior mechanical protection against rodents, ballistics, crush, chemicals, moisture penetration and ground or soil heave
- Multiple pathways for one installation cost, allows flexibility and future growth
- No special tools or equipment needed; installation uses the same as traditional conduit or innerduct
- Choose the correct MicroDuct size based on the Outer Diameter (OD) of desired MicroCable. Dura-Line recommends a fill ratio of 50% to 75% for optimal cable placement performance. Several factors impact jetting distance, including the condition of route, bends, and equipment

**installation types**

Plow  
Trench  
Directional Bore

Cable Tray  
Rodent Protection

**configurations**

4-way  
7-way  
19-way

**oversheath & microduct colors**



custom colors available for MicroDucts and Oversheath



**FEATURES**

<b>STANDARD</b>
<b>SEQUENTIAL FOOT OR METER MARKINGS</b> Custom print streams available.
<b>RIP CORD(S)</b> for easy opening of the inner sheath.
<b>SUPER SILICORE</b> is co-extruded with the tough HDPE wall creating a permanent, super slippery interior lining. It has the lowest co-efficient of friction compared to other options, no performance loss in all temperature conditions and functions without additional wet lubricants.
<b>SHIPS ON STANDARD REEL</b>
<b>INTERNAL RIBS</b> standard on most MicroDucts. (3.5mm ID are designed with a standard smooth interior.)

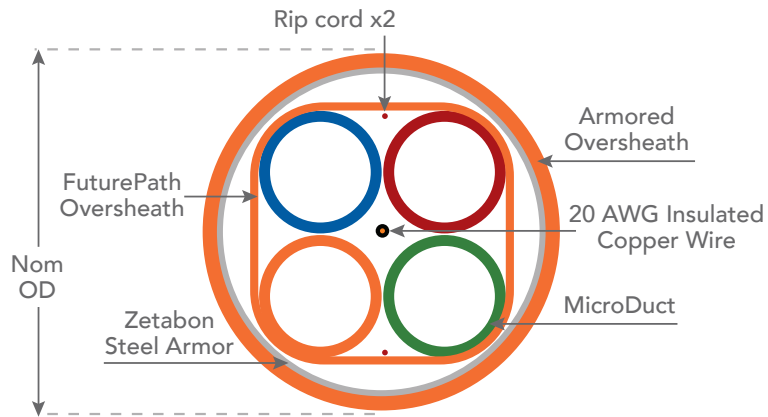



+1 800 847 7661  
WWW.DURALINE.COM



MICROTECHNOLOGY

# FUTUREPATH ARMORED 4-WAY



## FUTUREPATH ARMORED 4-WAY TECHNICAL SPECIFICATIONS

MICRODUCT SIZE OD/ID (MM)	MICRODUCT MIN ID (MM/IN)	NOM OD (IN)	FUTUREPATH OVERSHEATH (IN)	ARMORED OVERSHEATH (IN)	WEIGHT (LB/FT)*	BEND RADIUS SUP (IN)**	BEND RADIUS UN-SUP (IN)**	SWPS† (LBS)
8.5/6	5.9/0.23	1.11	0.06	0.07	0.230	11	22	1,246
12.7/10	9.8/0.39	1.50	0.06	0.07	0.351	15	30	1,888
18/14	13.6/0.54	2.09	0.07	0.10	0.675	21	42	3,652

\* Total Weight does not include Zetabon weight.

\*\* Unsupported Bend Radius guidelines should be followed during the installation process. The Supported Bend Radius are post-installation measurements.

† Safe working pull strength is calculated at 80% of tensile or breaking strength

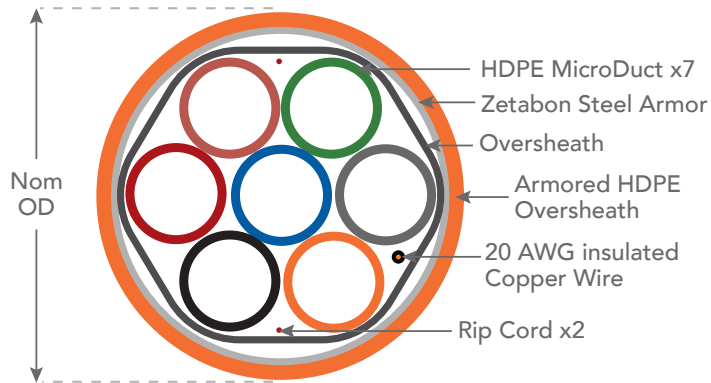


+1 800 847 7661  
WWW.DURALINE.COM



MICROTECHNOLOGY

# FUTUREPATH ARMORED 7-WAY



## FUTUREPATH ARMORED 7-WAY TECHNICAL SPECIFICATIONS

MICRODUCT SIZE OD/ID	MICRODUCT MIN ID (MM/IN)	NOM OD (IN)	FUTUREPATH OVERSHEATH (IN)	ARMORED OVERSHEATH (IN)	WEIGHT (LB/FT)*	BEND RADIUS SUP (IN)**	BEND RADIUS UNSUP (IN)**	SWPS† (LBS)
8.5/6	5.9/0.23	1.31	0.06	0.07	0.319	13	26	1,724
12.7/10	9.8/0.39	1.90	0.07	0.11	0.617	19	38	3,319
16/13	12.8/0.50	2.29	0.07	0.11	0.781	20	41	4,223

\* Total Weight does not include Zetabon weight.

\*\* Unsupported Bend Radius guidelines should be followed during the installation process. The Supported Bend Radius are post-installation measurements.

† Safe working pull strength is calculated at 80% of tensile or breaking strength

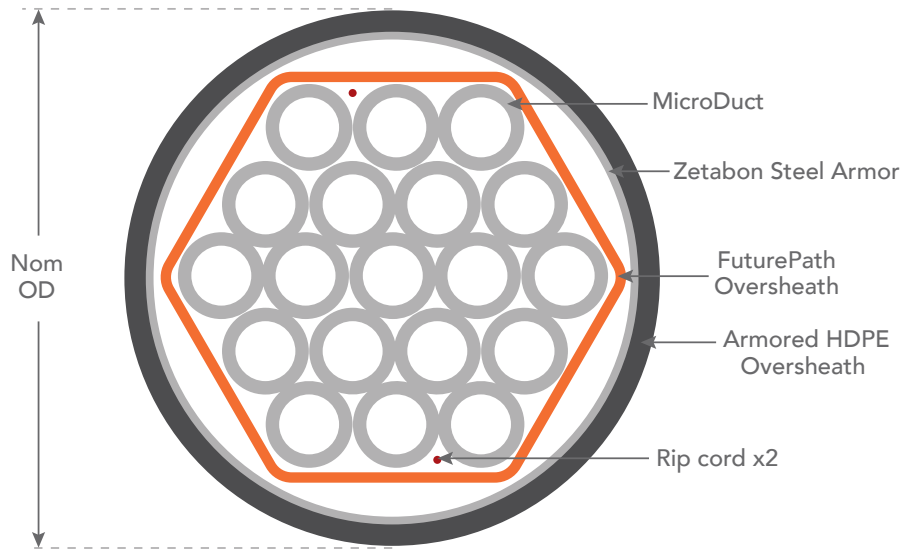
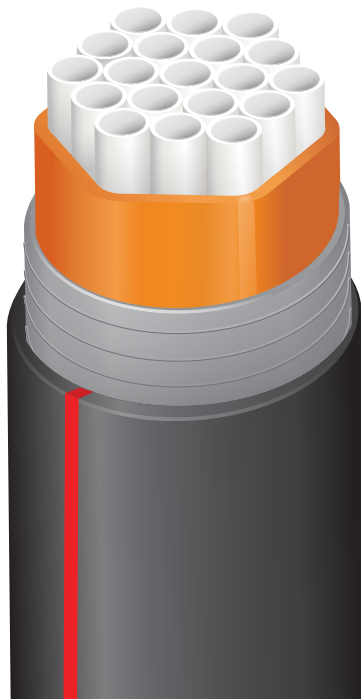


+1 800 847 7661  
WWW.DURALINE.COM



MICROTECHNOLOGY

# FUTUREPATH ARMORED 19-WAY



## FUTUREPATH ARMORED 19-WAY TECHNICAL SPECIFICATIONS

MICRODUCT SIZE OD/ID	MICRODUCT MIN ID (MM/IN)	NOM OD (IN)	FUTUREPATH OVERSHEATH (IN)	ARMORED OVERSHEATH (IN)	WEIGHT (LB/FT)*	BEND RADIUS SUP (IN)**	BEND RADIUS UNSUP (IN)**	SWPS† (LBS)
8.5/6	5.9/0.23	1.98	0.06	0.07	0.645	20	40	3,473

\* Total Weight does not include Zetabon weight.

\*\* Unsupported Bend Radius guidelines should be followed during the installation process. The Supported Bend Radius are post-installation measurements.

† Safe working pull strength is calculated at 80% of tensile or breaking strength



+1 800 847 7661  
WWW.DURALINE.COM

